



GOVERNMENT SECTOR

SERVICE BODIES FOR UTES, TRAILERS & TRUCKS





“What Hidrive have done for Service Stream [SA Water] is deliver for our day one deadline. There aren’t many body manufacturers that could deliver 63 vehicles in a timely schedule”

Michael Bourke - Service Stream PPEV Transition Lead

NOT ALL SERVICE BODIES ARE CREATED EQUAL



MAKE CERTAIN

When SA Water needed a new fleet of 63 purpose-built service bodies to carry out rapid response and water maintenance work across South Australia, they chose Hidrive. Read their case study and others at hidrive.com.au/case-studies

TABLE OF CONTENTS

6	Fit for your purpose	22	Animal Management	50	All Rounder Truck
8	Features and benefits	26	Cleaners	54	FleetBrand
10	Sustainability	30	Electrical	56	Ute service bodies overview
11	Made here, for certain	34	Maintenance	58	Truck service bodies overview
12	Customer Care	38	Pest Control	60	Trailer service bodies overview
14	Parks and Gardens	42	Surveyor		
18	Mechanic	46	Service Truck		

THEY MADE CERTAIN

We've built over 23,000 service bodies since 1993. These clients made certain their service bodies were fit-for-purpose and built to last.





FIT FOR YOUR PURPOSE

Our highly skilled team of over 300 staff design, manufacture and install world-class, Australian-made service bodies for utes, trailers and trucks nationally, with certainty.



A mobile workspace that's uniquely yours.

Jobs are always easier when your ute, trailer or truck is fitted out just for you. We take the time to listen and understand your trade. Then, we make and fit what you need. This saves you time and daily hassles for years to come.



Better resale - Hidrives go the distance.

Whilst our structural warranty is 3 or 5 years*, Hidrive bodies have been known to last 15+ years and potentially do over 1 million kilometres. Make certain your fleet is fit for your purpose for years to come - and get better resale value.



Functional, inside and out, top to bottom.

Benefit from our experience tailoring our modular system for every industry, across the 23000+ service bodies we've built since 1993.

YOUR 10 POINT FIT-FOR-PURPOSE CHECKLIST



Is it aluminium?

Yes, for durability, the lowest weight and maximum payload - plus, it won't rust!



Is it secure?

We're unaware of anyone successfully breaking into a Hidrive by prying the doors open.



Are the doors sealed against weather and dust?

Yes, our external door seals prevent damage occurring when loading/unloading and provide a positive seal against rain and dust.



Can you work out of it?

Yes, gullwing doors shelter you from rain and sun.



Will your gear be secure and organised?

Our canopies are flexible and can be configured just how you want them - your tools and gear won't move around during transit.



Is it durable?

A Hidrive will not develop structural cracks or rust, and is built tough to go the distance on Australia's most rugged terrain for years to come.



Has it got integrated roof, ceiling, wall and underfloor fixing tracks?

Yes, you can add, shift or remove accessories without drilling.



Do your ute, trailer and truck canopies look and function consistently?

Your fleet is fitted out to suit your trade and your team, nationally.



Is it designed for maximum productivity?

Tailor your fitout with your choice from over 190 accessory types.



Is it compliant?

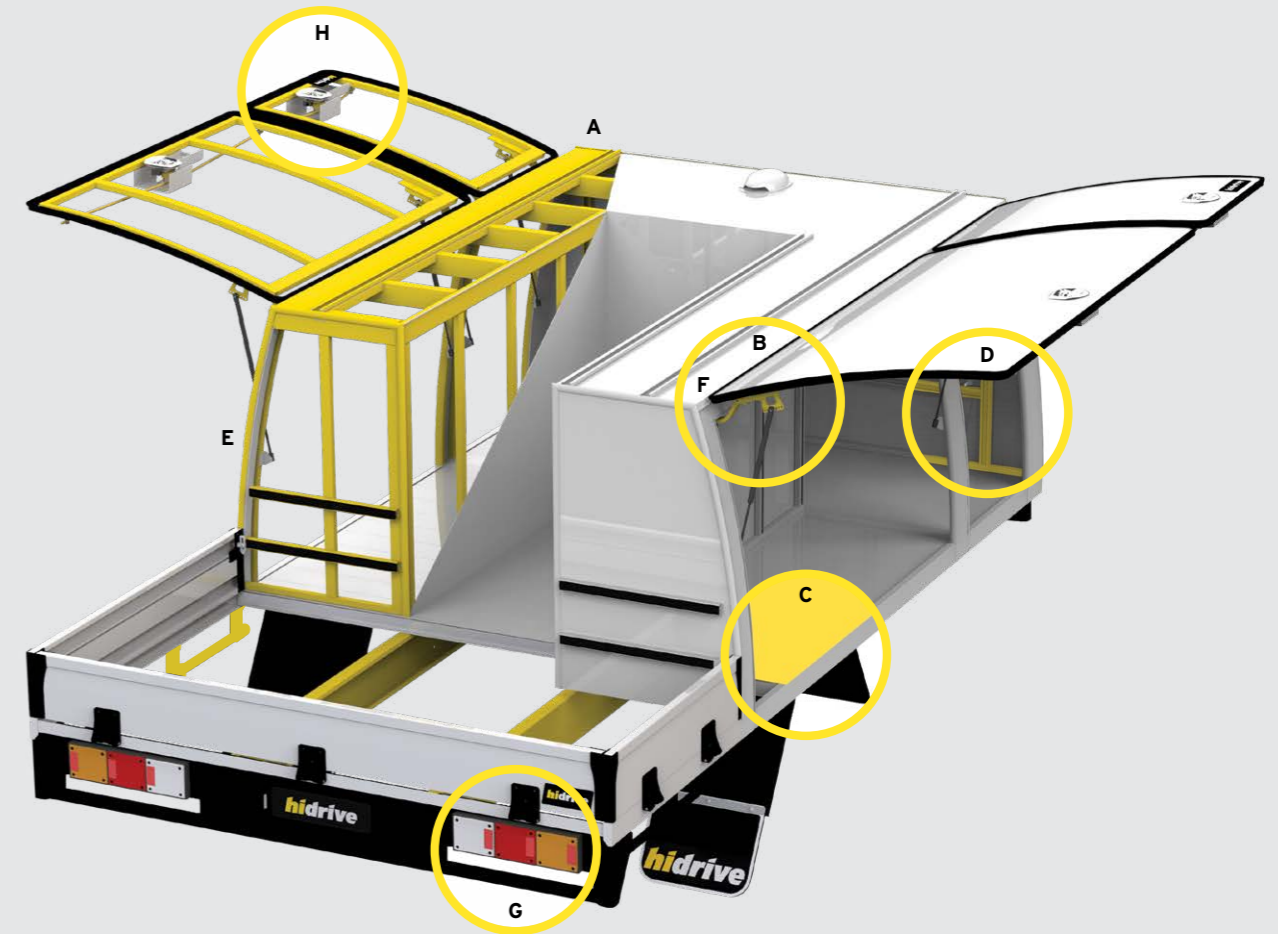
Hidrive service bodies meet Australian Design Rules. Hidrive is also ISO certified for quality, environment and safety.

hidrive
MAKE CERTAIN



FEATURES & BENEFITS

Our products have been proving their mettle in the toughest Aussie conditions since 1993. Through 30 years of continuous improvement, innovation and craftsmanship, our service bodies have evolved into the high-performance range you see today. Built like an aircraft fuselage, our light and durable aluminium canopies are engineered to maximise payload and stability, improve fuel efficiency, and be resistant to corrosion, UV damage and vibration.



Truck Service Body shown.

- A Aluminium polymer co-bonded construction.** For the lightest possible weight, maximum vibration absorption, reliability and rust resistance.
- B Concealed dual action adjustable hinge.** Keeps moving parts out of the weather, provides world-class security and sealing at the top, bottom and sides.
- C Flush floor system.** Never jam your fingers against a floor lip again! Easier to unload, use sliders and drawers.
- D Internal, external & under tray integrated fixing tracks.** For easy accessory repositioning & avoiding the need to drill holes in your service body.
- E Contoured body.** A unique shape designed with modern vehicle aesthetics, aerodynamics and fuel efficiency in mind.
- F Sealed tight.** The door seal channels water away, helping keep your workspace dry while the door is open. And our positive sealing system seals against dust and water ingress when closed.
- G Removable Tail Light Panel.** Easy to replace if damaged and superior to welded tail light panels which can be costly to replace. Get back on the road quicker after minor accidents.
- H Security.** Single rotating lock handle with hardened locking rods and stainless steel striking plates offers unrivalled strength and security, giving you peace of mind.
Hidrive doors are also more easily replaceable than flush mounted designs.

SUSTAINABILITY

Choose Hidrive for the lowest possible carbon footprint.

Built to last

While our structural warranty is three years, there are plenty of bodies that have lasted 15+ years and done over a million kms. Hidrives are not fast fashion, they're built to last. Don't choose a service body that'll end up in landfill at the end of a 3-year lease.

Transferable to your next vehicle

Hidrives can be taken off one ute, and with a set of brackets, fitted to any brand of ute of similar size. There's a popular second-hand market ready to buy your Hidrive. Re-use is greener than recycling!

Less fuel, lower carbon emissions

Hidrives are light so you burn less fuel and lower your CO₂ emissions. Made primarily of aluminium, our full canopies can be over 100kg lighter than steel. For every 100kg weight reduction, fuel consumption can decrease by 0.4L/100km for light trucks. That's 4,000 litres (9 tonnes) of CO₂ potentially saved over the 1-million-kilometre life of your Hidrive.*

Brakes that last longer

Hidrives are lighter so your brakes and brake rotors last longer, again reducing your footprint.

Won't rust

Aluminium does not rust so your fleet will look great for years to come.

Made in Australia

Buy Australian-made to lower your shipping carbon footprint and know it's made under our strict environmental laws.

Durability and experience

Your Hidrive body and all Hidrive manufactured accessories are made to last. We've made over 23,000 bodies and aside from accident damage, we've seen less than 0.02% develop structural cracks.

One-stop-shop

We do more under one roof than anyone in our industry. This lowers your carbon footprint by negating the need to transport your body to multiple suppliers and locations to complete your build.

We don't use fibreglass products

We do not use fibreglass fibres or fibreglass resin at all. Fibreglass is not recyclable and presents pollution risks and risks to human health (especially during repairs.)

We recycle as much as possible

Hidrive holds ISO 14001 environmental management certification and we recycle as much as possible at all manufacturing and installation locations.

50-year recycling guarantee

Anyone can return any Hidrive product to any Hidrive location and we'll ensure it is given to a reputable recycling service at no charge to you.

**DESIGNED.
ENGINEERED.
BUILT.
IN AUSTRALIA.**



WE MAKE MORE OURSELVES

For consistency and national delivery.

No other service body manufacturer designs, engineers and builds more service bodies or accessories than us. Your fleet can be completed faster, to meet your needs consistently, for years to come.

What we don't make, we source locally as much as possible. So, when you want to add more vehicles to your fleet in future years or need spare parts, we can make more, without overseas shipping delays or hoping some factory overseas still makes something that looks or fits the same. We make these 25 listed product groups (in various sizes) from scratch in NSW/WA.

- Canopies
- Subframes
- Shelves
- Drawers
- Sliders
- Towbars
- Vinyl signage (from a few stickers to a full wrap)
- Slide out work benches
- Side steps
- Crane bases
- Roof racks and roof bars
- Dividers (mesh and full panels)
- Custom roof shelves
- Guards
- Underbody boxes
- Underbody roller drawers
- Lockable boxes
- Roll over protection systems
- Ramps
- Bund trays
- Safety cone holders
- Gas bottle holders
- Fold down wheel carriers
- Jerry can holders
- Hinges, doors, spares and more!





*Laboratory for Energy and Environment Massachusetts Institute of Technology USA Publication No. LFEE 2007-04 RP.


A ONE-STOP SHOP THAT DELIVERS NATIONALLY, WITH **CERTAINTY**


We're Australia's leading one-stop-shop for ute, trailer and truck service bodies. We offer over 190 different accessories so you can tailor your service body to suit your needs. We fit everything from bullbars to towbars, and roof racks to safety steps – we can even design and install your signage.


Avoid the delays and hassles of dealing with multiple suppliers and let Hidrive take care of everything for you.


 WE MAKE MORE ACCESSORIES THAN ANY OTHER SERVICE BODY MANUFACTURER

 WE BUILD 2,000+ SERVICE BODIES EVERY YEAR

 30+ YEARS OF CONTINUOUS IMPROVEMENT AND THE INDUSTRY'S LARGEST DESIGN & ENGINEERING TEAMS

 WE DESIGN, BUILD AND FITOUT YOUR SERVICE BODY IN-HOUSE

 OUR DEDICATED TEAM SUPPORT YOU FOR THE LIFE OF YOUR HIDRIVE

 ALL OUR FACILITIES ARE HIDRIVE-OWNED & WE'RE ISO CERTIFIED FOR QUALITY, ENVIRONMENT & SAFETY

hidrive CustomerCare

Customer Care & Technical Support

We make it easy from day one.

Once you've completed your consultations with your Mobile Workspace Specialist and placed your order, our team of 10+ full time Customer Care and Technical Support staff are there for you. We coordinate with your local dealer, Fleet Management Organisation and our manufacturing team to provide:

- Accurate information on the status of your fleet, using real-time information that is fed directly from our production system
- Live and transparent information on the location of all vehicles, stage of production and delivery timelines
- Weekly status report links that can be sent to all stakeholders

Hidrive is dedicated to providing the highest level of customer service to our clients throughout the journey of their fleet roll-out.



National Support Network

Hidrive provides your business with nationwide support from our installation and manufacturing locations in Sydney, Melbourne, Brisbane, Perth, Adelaide and Goulburn.

Hidrive Serial Numbers

Every build has its own unique Hidrive serial number, enabling us to trace any service requirements back to the source with greater ease.

Ongoing Support

Need advice, service, parts or accessories? Our national team is in place to get you back on the road with minimal downtime.



HIDRIVE TRIPLE ISO CERTIFICATION



Is ethical sourcing and risk-management a priority for your organisation? Hidrive offers world-class assurance. In December 2023, Hidrive achieved a prestigious triple ISO certification encompassing ISO 9001 Quality Management, ISO 14001 Environmental Management and ISO 45001 Safety Management.

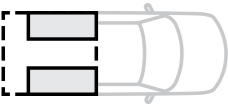


Hidrive is the first Australian manufacturer of service bodies to receive a triple ISO certification.

In attaining triple ISO certification, Hidrive met stringent international standards and demonstrated our commitment to consistent quality, environmental sustainability and workplace safety.

This milestone reinforces our reputation as an industry leader and sets a benchmark for excellence in the manufacturing of service bodies for utes, trailers and trucks.





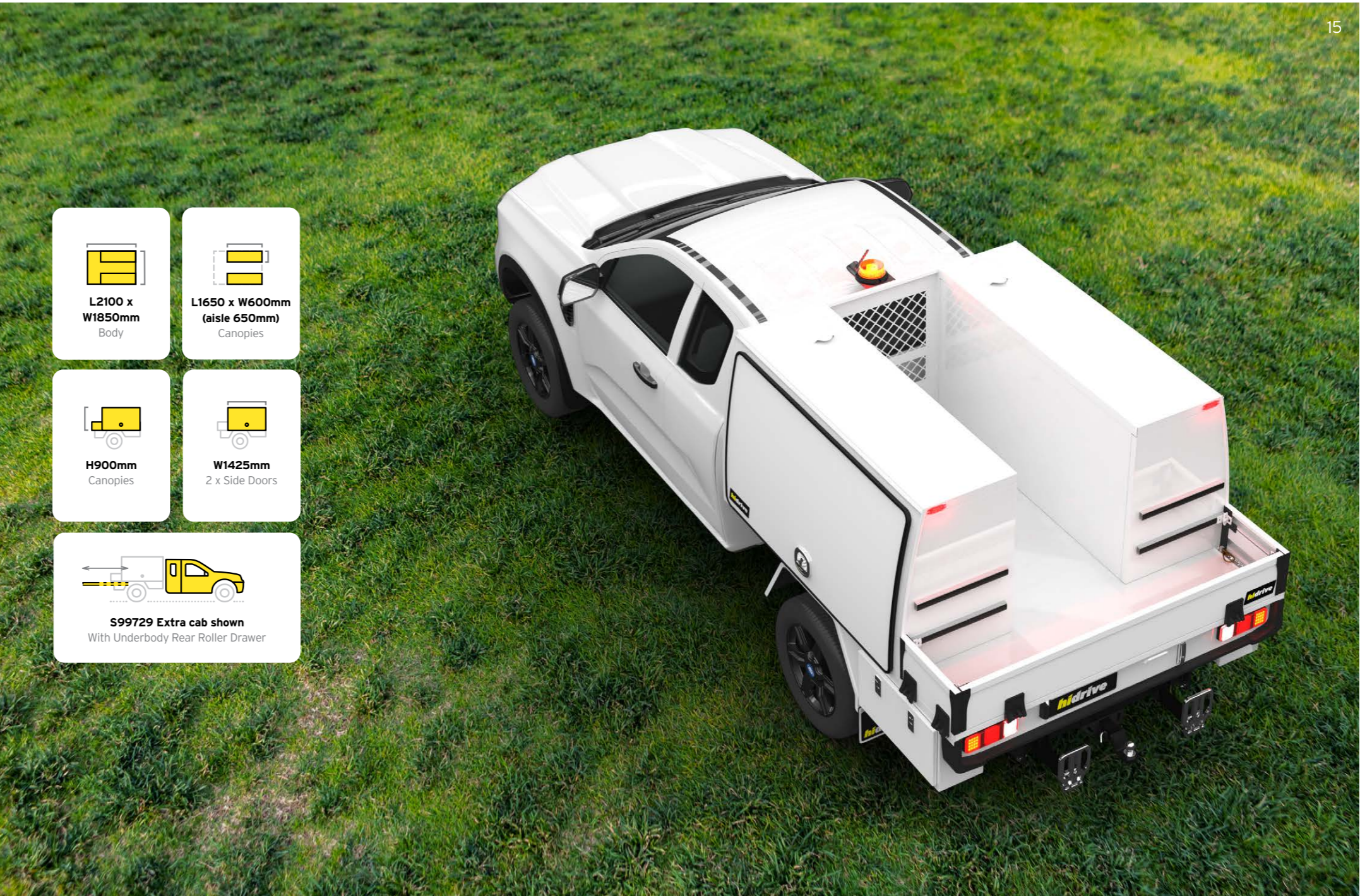
PARKS AND GARDENS

Available for single, extra and dual cabs.

Maintaining Australia’s public green spaces and recreational facilities so they are pristine, safe and accessible is a vital community service provided by governments and allied businesses. This durable and space saving tool canopy design completes an ideal parks and gardens ute. It offers a central aisle for bulky tools and equipment, plus lockable storage boxes with a range of shelving for all the tools of the trade. The tough aluminium exterior will withstand knocks and the elements for years to come.

Features and benefits

- + Spacious centre aisle for transporting large or dirty equipment such as hoses, reels, lawn mowers, brush cutters and blowers.
- + Accessory fixing tracks to fasten loads to the floor and rear dropsides for easy access to the tray area.
- + A flashing strobe beacon for visibility in all conditions.
- + Parts cabinets for storing smaller consumables like sprinkler nozzles, with removable cases for easy transport of components between ute and worksite.
- + One-Click drawers with optional adjustable dividers for creating extra compartments.
- + Underbody rear roller drawer for longer tools and equipment such as garden rakes and shovels.
- + Single key fob locks your vehicle and service body.



TECHNICAL SPECIFICATIONS



BODY TYPE	Tool Canopy
NAME	Parks and Gardens Service Body

BUILD	S99729 Extra Cab
DOORS	2



CANOPY

- Tray: L2100 x W1850mm
- Tool canopy boxes: L1650 x W600 x H900mm (aisle W650 x R3600mm)
- Aluminium co-bonded construction
- Safety infill panel with visibility cutouts to front of centre aisle
- Dropsides to rear tray section
- Door open seal system with tri-action concealed hinges
- Adjustable airflow vents fitted to each roof front/centre
- Load restraint track fitted to both sides of rear tray
- 4 x adjustable removable cargo restraint eyelets
- Pull down straps fitted to all doors
- LED high mount stop lights fitted top LHS & RHS of tool canopy rear panel

COMPLIANCE

- Front/rear/axle weight compliance report (for registration and licensing authority in state of vehicle registration)
- Fitment declaration for ADR compliance
- Secure vehicle storage while in Hidrive care, custody and control, including 24/7 recorded CCTV
- Insurance for vehicle while in Hidrive care, custody and control (unless otherwise insured)

INCLUDED VARIATIONS

- Underbody rear roller drawer, L1920 x W670 x H130mm
- White 2K automotive paint (no additional charge)
- All ute brand colours available (request quote)

INCLUDED ACCESSORIES

- Internal/external body mounted restraint points
- One-Click vehicle drawer, 920x475x180mm, 1-tier
- 2 x One-Click shelf, L1650, W310mm
- 3 x One-Click shelf, L1650, W410mm
- One-Click parts cabinets, H225mm, 2 x 85mm cases
- Rubber mat, 10mm holed, profiled to body
- LED beacon, strobe, round, 65mm low profile, 12-24V, amber
- Switch module, 4way, 12V
- 2 x Underbody box, L930 x W240 x H400mm, dual lock
- Hand wash tank, 15ltr, soap dispenser
- 3500kg rated towbar (unless limited by vehicle towing cap.)
- Reverse camera reposition where applicable
- Central locking linked to vehicle remote
- Door ajar alarm
- Automatic LED interior lights
- 12V double cig socket

COMMERCIAL ROOF BAR

LED HIGH MOUNT STOP LIGHT

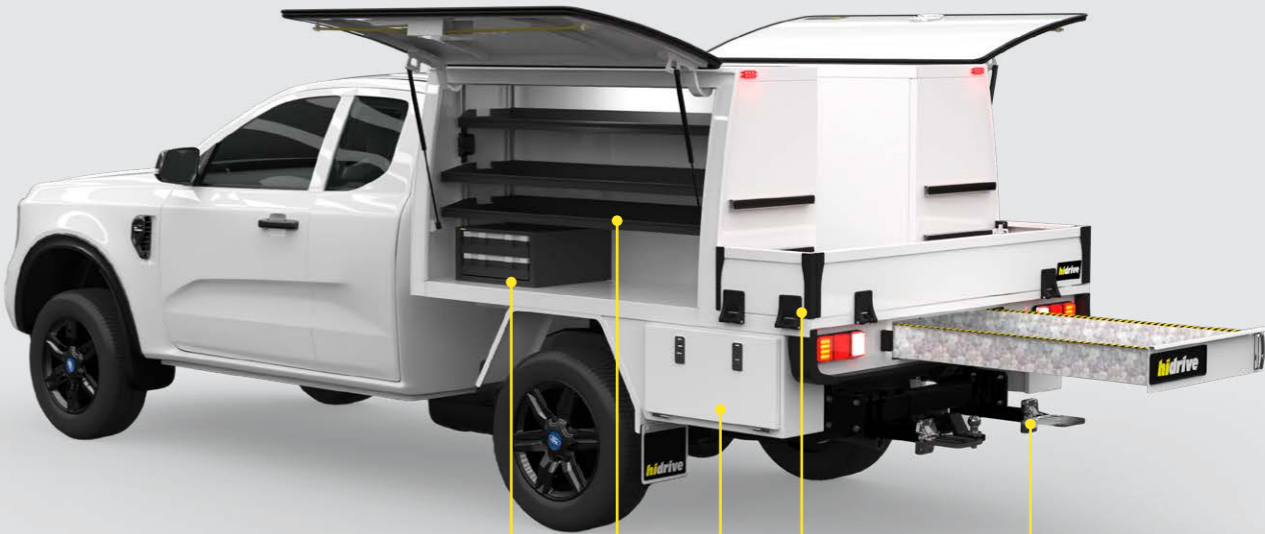
ACCESSORY FIXING TRACKS

UNDERBODY REAR ROLLER DRAWER

HAND WASH TANK WITH SOAP DISPENSER

ONE-CLICK VEHICLE DRAWER

ONE-CLICK SHELVING



ONE-CLICK VEHICLE DRAWERS

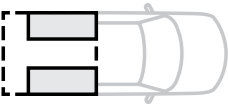
ONE-CLICK SHELVING

REAR FOLDING STEPS

DROPSIDES TO REAR TRAY SECTION

ONE-CLICK VEHICLE DRAWER

**Images are for demonstration purposes only and may differ slightly from the final product.*



MECHANIC

Available for single, extra and dual cabs.

Our mechanic build is an exceptional mobile workspace for mechanic-based trades and technicians. With inclusions like One-Click shelving, underbody storage, an air compressor and much more, you'll have space for everything you need to get the job done, meaning fewer trips back to the depot and minimal downtime. This tool canopy offers two sealed and secure areas that are accessible with the convenience of your ute's remote central locking key fob.

Features and benefits

- + The centre aisle and rear tray are handy for items like fuel containers and compressors that need to be outside for ventilation and safety compliance.
- + The integrated accessory fixing track ensures loads can be secured properly, and the rear dropsides make the tray area easily accessible.
- + Includes 15 litre hand wash tank and soap dispenser for easy clean up after dirty jobs.
- + 12V air compressor for inflating tyres and supplying air for pneumatic tools.
- + Dual battery and DC charger included, plus an inverter for powering tools anywhere.
- + Single key fob locks your vehicle and service body.

L2100 x W1850mm
Body

L1500 x W600mm
(aisle 650mm)
Canopies

H900mm
Canopies

W1275mm
2 x Side Doors

S99818 Extra cab shown
With Underbody Rear Roller Drawer



TECHNICAL SPECIFICATIONS

BODY TYPE	Tool Canopy
NAME	Mechanic Service Body



CANOPY

- Tray: L2100 x W1850mm
- Tool canopy boxes: L1500 x W600 x H900 x R3600mm (aisle 650mm)
- Aluminium co-bonded construction
- Safety infill panel with visibility cutouts to front of centre aisle
- Dropsides to rear tray section
- Door open seal system with tri-action concealed hinges
- Adjustable airflow vent fitted to each roof
- Load restraint track fitted to both sides of rear tray
- 4 x adjustable removable cargo restraint eyelets
- Pull down door straps
- LED high mount stop lights fitted top LHS & RHS of rear panel

COMPLIANCE

- Front/rear/axle weight compliance report (for registration and licensing authority in state of vehicle registration)
- Fitment declaration for ADR compliance
- Secure vehicle storage while in Hidrive care, custody and control, including 24/7 recorded CCTV
- Insurance for vehicle while in Hidrive care, custody and control (unless otherwise insured)



BUILD	S99818 Extra Cab
DOORS	2

INCLUDED VARIATIONS

- Underbody rear roller drawer, L1920 x W670 x H130mm
- White 2K automotive paint (no additional charge)
- All ute brand colours available (request quote)

INCLUDED ACCESSORIES

- Internal/external body mounted restraint points
- Commercial roof bar, 5 kit
- Load restraint track & lug kit, 1.4m
- 3500kg rated towbar (unless limited by vehicle towing cap)
- Rear folding steps (adjustable projection)
- Fold down vice holder, with 100mm engineers vice
- Underbody box, L900 xW240 x H400mm, key lockable
- Hand wash tank, 15ltr, soap dispenser
- Air/water reel, Retracta 10mm x 15m, fitted with floor mount bracket
- 12v air compressor, 135lpm/29psi, with 18ltr tank
- Rubber mat, 10mm holed, W1800mm profiled to body
- Wheel chocks and bracket <750mm tyre, pair
- One-Click tool canopy shelving with divider, H900mm
- One-Click shelf, L900, W410mm
- One-Click shelf, L900, W310mm
- One-Click vehicle drawer, 690x475x495mm, 4tier
- AGM dual battery, 12V DC/solar, 105Ah/25A, fitted in body
- Dual battery box, rectangle shape, suits one battery
- REDARC inverter - ATS & RCBO 12V, 1200W
- Switch module, 4way, 12V
- LED strobe flasher canopy, 12-24V amber, kit 6 pce kit
- LED worklight kit, 2pcs, round, 127mm, 39W, 2400lmn, fitted to roof bar
- Reverse camera reposition where applicable
- Central locking linked to vehicle remote
- Door ajar alarm
- Automatic LED interior lights
- 12V double cig socket

COMMERCIAL ROOF BAR,
5 PCE KIT

LED WORKLIGHTS

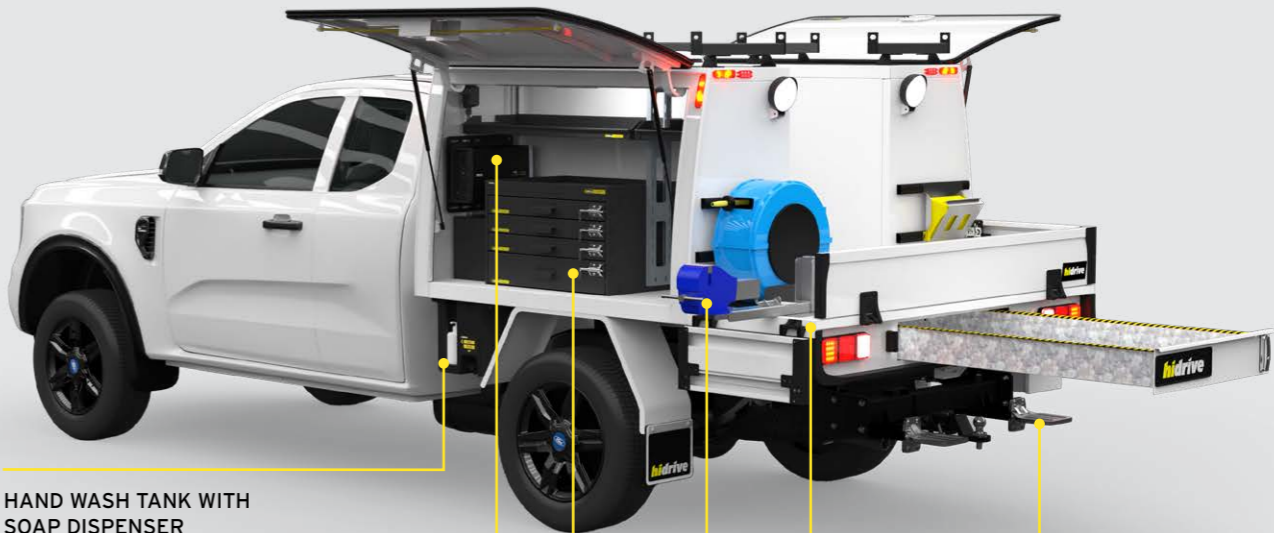
AIR/WATER REEL

UNDERBODY REAR
ROLLER DRAWER

ONE-CLICK SHELVING

REAR UNDERBODY BOX

WHEEL CHOCKS & BRACKET



HAND WASH TANK WITH
SOAP DISPENSER

REDARC INVERTER

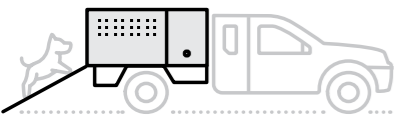
MECHANICS DRAWER

REAR FOLDING STEPS

DROPSIDES TO REAR TRAY SECTION

FOLD DOWN VICE HOLDER, WITH
ENGINEERS VICE

**Images are for demonstration purposes only and may differ slightly from the final product.*



ANIMAL MANAGEMENT

Available for single, extra and dual cabs.

This canopy is designed to support rangers to safely manage and transport companion animals and wildlife. This ergonomic solution ensures safety for handlers and comfort for the animals being transported. It is compliant with all national regulations and meets the highest industry standards.

Features and benefits

- + Sealed storage zone at front of canopy keeps your gear dry and separated from the animal compartment.
- + Anti-slip access ramp that tucks away under canopy when not in use.
- + Side and rear perforated panels with removable PVC covers for cross ventilation and a clear view of animals.
- + Segregated compartments with removable divider for transporting two animals.
- + Swinging rear doors with slot for animal pole to keep animals and handler safe when closing doors.
- + Flushing slots on both sides for easy hosing out and cleaning of animal cages.
- + Single key fob locks your vehicle and service body.

L2100 x W1850mm
Canopy


H900mm
Canopy

W703mm
2 x Side Doors (L & R)

W1250mm
Rear Door with Removable Divider

L1200 x W1850 x H900mm
Underbody High-Grip Ramp

S81563 Extra cab shown



Visit us on YouTube:
youtube.com/@hidrivegroup



TECHNICAL SPECIFICATIONS



BODY TYPE	Full Canopy
NAME	Municipal Ranger / Animal Management

BUILD	S81563 Extra Cab
DOORS	4



CANOPY

- Canopy: L2100 x W1850 x H900 x R2100mm
- Aluminium co-bonded construction
- 900mm sealed front canopy section with body mounted restraint points
- Gullwing door (passenger side)
- Side door seal system with adjustable tri-action concealed hinges
- Adjustable airflow vent fitted to roof front/centre
- 1200mm animal cage section at rear
- 2 x rear swinging doors for access to cage. Provision for animal pole when closing doors. Doors fitted with ‘door open’ retainer
- Marine carpet rear access ramp with underbody storage and roll out mechanism
- Marine carpet to surface of ramp
- Swinging, removable centre panel divider in animal cage for segregation of compartments
- Removable clear PVC for RHS & LHS side vent panels
- Door lock covers fitted to rear swinging doors
- Pull down door straps
- LED high mount stop light fitted top centre above swinging doors

COMPLIANCE

- Front/rear/axle weight compliance report (for registration and licensing authority in state of vehicle registration)
- Fitment declaration for ADR compliance
- Secure vehicle storage while in Hidrive care, custody and control, including 24/7 recorded CCTV
- Insurance for vehicle while in Hidrive care, custody and control (unless otherwise insured)

INCLUDED VARIATIONS

- Bi-fold door (driver's side)
- White 2K automotive paint (no additional charge)
- Other ute brand colours available (request quote)

INCLUDED ACCESSORIES

- Commercial roof bar, 1500mm, single
- Underbody box, L930 x W240 x H400mm, dual lock
- Hand wash tank, 30ltr, soap dispenser
- Rubber mat, 10mm holed
- One-Click shelving, 3tier kit, L520 x H900mm
- One-Click vehicle drawer, 460x475x270mm, 2tier
- Parts bin, 8 pce kit, suits 520mm shelving kit
- Divider, mesh panel, L520 x H850mm
- Divider, mesh panel, L1210 x H850mm
- Switch module, 4way, 12V
- LED worklight, round, 127mm, 39W, 2400lmn, fitted to strut
- LED flashing minibar, 300mm, strobe type, 12-24V, clear lens, amber
- Reverse camera reposition where applicable
- Central locking linked to vehicle remote (side doors only)
- Door ajar alarm (side doors)
- Automatic LED interior lights
- 12V double cig socket

BI-FOLD DOOR

LED WORKLIGHTS

DIVIDER TO CREATE SEPARATE HOLDING COMPARTMENTS

HIGH-GRIP RAMP, SLIDES/LOCKS UNDERNEATH THE TRAY

FLUSHING SLOTS

REAR UNDERBODY BOX

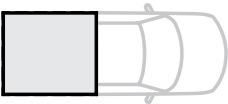


SECURE FRONT STORAGE COMPARTMENT WITH ONE-CLICK SHELVING

HAND WASH TANK WITH SOAP DISPENSER

VENTILATED BACK & SIDE DOORS

**Images are for demonstration purposes only and may differ slightly from the final product.*



CLEANERS

Available for single, extra and dual cabs.

Boost your efficiency with a well-organised mobile workspace designed to keep all your cleaning supplies secure and within reach. Tailored for public facility maintenance workers, this service body provides secure compartments for both chemicals and bulky tools, making your job safer and faster.

Features and benefits

- + Three dedicated compartments for clean, dirty, and storage items help you stay organised, keeping your work area efficient and clutter-free.
- + The water tank with soap dispenser enables convenient hand and equipment washing, ideal for maintaining hygiene standards. Ensures service body stays clean and extends the life of your tools.
- + The lockable underbody rear roller drawer accommodates longer tools such as brooms and mops without cluttering the main storage space.
- + One-Click shelving provides ample storage space and transforms into a handy workstation to mix cleaning chemicals.
- + LED strobe flasher modules on each corner of the service body ensure high visibility in all lighting conditions, enhancing safety on the job.
- + Single key fob locks your vehicle and service body.

L2100 x W1850mm Canopy

H900mm Canopy

W1670mm 2 x Side Doors

1920 x 670 x 130mm Underbody Rear Roller Drawer

S81571 Extra cab shown



TECHNICAL SPECIFICATIONS



BODY TYPE	Full Canopy
NAME	Cleaners Service Body

BUILD	S81571 Extra Cab
DOORS	2



CANOPY

- Canopy: L2100 x W1850 x H900 x R2100mm
- Aluminium co-bonded construction
- Door open seal system with adjustable tri-action concealed hinges
- Adjustable airflow vent fitted to roof front/centre
- Pull down door straps
- LED high mount stop light fitted top centre of rear panel

COMPLIANCE

- Front/rear/axle weight compliance report (for registration and licensing authority in state of vehicle registration)
- Fitment declaration for ADR compliance
- Secure vehicle storage while in Hidrive care, custody and control, including 24/7 recorded CCTV
- Insurance for vehicle while in Hidrive care, custody and control (unless otherwise insured)

INCLUDED VARIATIONS

- Underbody rear roller drawer, L1920 x W670 x H130mm
- White 2K automotive paint (no additional charge)
- All ute brand colours available (request quote)

INCLUDED ACCESSORIES

- Internal/external body mounted restraint points
- Floor vent
- Underbody box, L900-W240-H400, dual lock
- Hand wash tank, 30ltr, soap dispenser
- Rubber mat, 10mm holed, profiled to body
- One-Click shelving frame assembly, L1935 x H900mm, 2 bay
- 2 x One-Click shelf tray, L920 x W405mm
- One-Click shelving, 3tier kit, L980 x H900mm
- Divider, full panel, custom L2250 up to H1350mm
- Divider, full panel, custom L1500 up to H1350mm
- REDARC inverter, 12-240V, 700W
- Switch module, 4way, 12V
- LED worklight kit, 2pces, round, 110mm, 27W, 1080lmn, fitted to door
- LED strobe flasher module, 12-24V amber, kit 4 pce
- Reverse camera reposition where applicable
- Central locking linked to vehicle remote
- Door ajar alarm
- Automatic LED interior lights
- 12V double cig socket

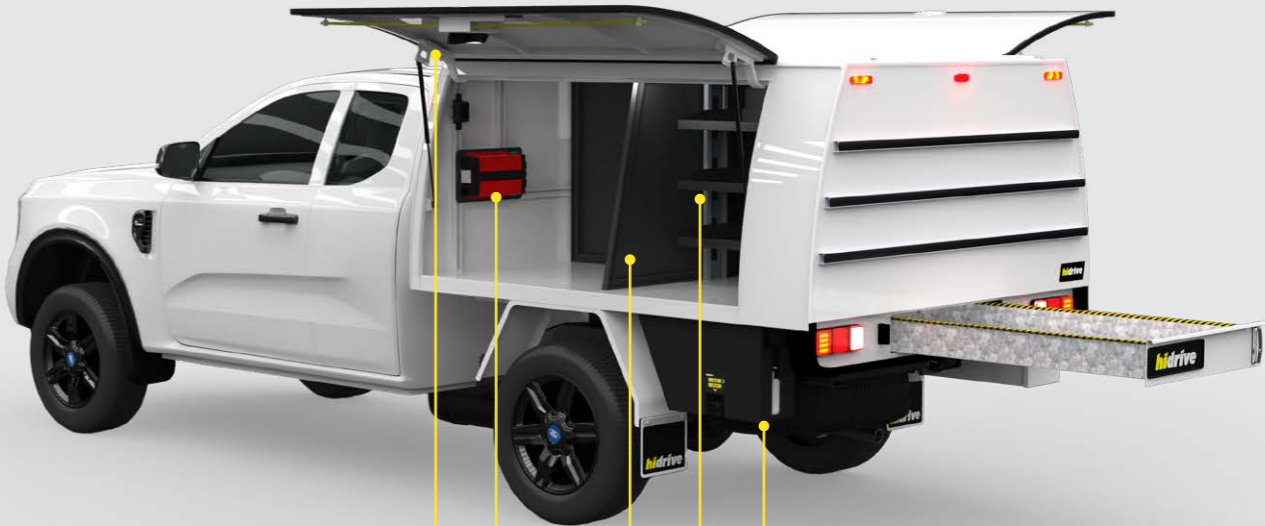
HIGH MOUNT BRAKE LIGHT

ACCESSORY
FIXING TRACKS

UNDERBODY REAR
ROLLER DRAWER

FLUSH FLOOR = EASIER UNLOADS.

REAR UNDERBODY BOX



LIGHT LOCK & GO KIT

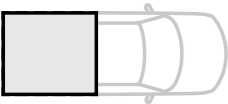
REDARC INVERTER

FULL PANEL DIVIDER

HAND WASH TANK WITH
SOAP DISPENSER

ONE-CLICK SHELVING

**Images are for demonstration purposes only and may differ slightly from the final product.*



ELECTRICAL

Available for single, extra and dual cabs.

Hidrive's electrical build offers an efficient and secure mobile workspace, packed with features to meet all your needs. Our internal and external configurations provide ample storage for tools, parts, and components crucial for electrical work - everything you need within easy reach, so you're never slowed down.

Features and benefits

- + The adjustable cable reel holder accommodates a range of electrical cable reels and drums for secure and accessible storage of various cable types - perfect for any electrician on the go.
- + One-Click Vehicle drawers with removable inserts provide effortless organisation and separation of smaller electrical equipment so tools and parts are kept tidy and in easy reach.
- + The engineers vice and fold-down vice holder provides a safe, stable and secure work area.
- + Rear folding steps allow safe and easy access to the trades rack and roof accessories, making it simple to reach high storage areas and enhancing safety on the job.
- + The conduit carrier offers secure storage for conduit, keeping it protected while on the move.
- + The Hidrive parts cabinet is ideal for storing a wide variety of fasteners and anchors, ensuring quick and easy access to the parts you need for any job.
- + Single key fob locks your vehicle and service body.


L2400 x W1850mm
Canopy

H900mm
Canopy

W1870mm
2 x Side Doors

W1240mm
Rear Door

S81572 Single cab shown
With Underbody Rear Roller Drawer



TECHNICAL SPECIFICATIONS

BODY TYPE	Full Canopy
NAME	Electrical Service Body



CANOPY

- Canopy: L2400 x W1850 x H900 x R2100mm
- Aluminium co-bonded construction
- Door open seal system with adjustable tri-action concealed hinges
- Adjustable airflow vent fitted to roof front/centre
- Pull down door straps
- LED high mount stop light fitted top centre of rear door

COMPLIANCE

- Front/rear/axle weight compliance report (for registration and licensing authority in state of vehicle registration)
- Fitment declaration for ADR compliance
- Secure vehicle storage while in Hidrive care, custody and control, including 24/7 recorded CCTV
- Insurance for vehicle while in Hidrive care, custody and control (unless otherwise insured)

INCLUDED VARIATIONS

- Underbody rear roller drawer, L1920 x W670 x H130mm
- White 2K automotive paint (no additional charge)
- All ute brand colours available (request quote)



BUILD	S81572 Single Cab
DOORS	3

INCLUDED ACCESSORIES

- Underbody box, L990-W240-H400mm, dual lock
- 2 x Underbody box, L740-W240-H400mm, single lock
- Hand wash tank, 15ltr, soap dispenser
- Gen 2 side step, undertray, 215mm suits extra cabs
- Trades rack, L2800 x W1310mm
- 2 x Ladder hooks
- Conduit carrier & support bracket kit, dia150 x L4100mm, inc locking caps
- 3500kg rated towbar (unless limited by vehicle towing capacity)
- Rear folding step, pair, fitted to towbar
- Rubber mat, 10mm holed, profiled to body
- 2 x Rubber mat, 3mm grip pattern, profiled to shelf
- 4 x Rubber mat, 3mm grip pattern, profiled to drawer
- Fold down workbench, 920 x 350mm
- Fold down vice holder, with 100mm engineers vice
- One-Click shelving frame assembly, L980 x H900mm
- One-Click shelving frame assembly, L1475 x H900mm, 2 bay
- One-Click shelf tray, L460 x 305mm
- 2 x One-Click shelf tray, L460 x 405mm
- One-Click shelf tray, L920 x 305mm
- 3 x One-Click shelf tray, L920 x 405mm
- 2 x One-Click vehicle drawer, 460 x 475 x 270mm, 2tier
- One-Click adjustable cable reel holder, L920mm
- One-Click parts cabinet, H495mm, 5 x 85mm removable cases
- Parts bin, 300 x 100 x 100mm, inc dividers
- 6 x Parts bin, 300 x 200 x 100mm, inc dividers
- 3 x Parts bin, 400 x 100 x 100mm, incl dividers
- 16 x Parts bin, 400 x 200 x 100mm, incl dividers
- Divider, full panel, L1935 x H850mm
- Divider, mesh panel, L980 x H850mm
- Top pan, suits 460 x 475mm drawer
- REDARC inverter, 12-240V, 700W
- Switch module, 4way, 12V
- LED worklight kit, 3pcs, round, 110mm, 27W, 1080lmn, fitted to door
- LED strobe flasher module, 12-24V amber, kit 2 pce
- LED beacon, strobe, round, 65mm low profile, 12-24V, amber, pair
- Reverse camera reposition where applicable
- Central locking linked to vehicle remote
- Door ajar alarm
- Automatic LED interior lights
- 12V double cig socket
- 3 x Grab handles

TRADES RACK WITH CONDUIT CARRIER & SUPPORT BRACKET KIT

LED WORKLIGHTS

FOLD DOWN VICE HOLDER, WITH ENGINEERS VICE

UNDERBODY REAR ROLLER DRAWER

REDARC INVERTER

ONE-CLICK ADJUSTABLE CABLE REEL HOLDER

ONE-CLICK SHELVING WITH PARTS BINS



FOLD DOWN WORKBENCH

UNDERBODY SIDE STEP

HAND WASH TANK WITH SOAP DISPENSER

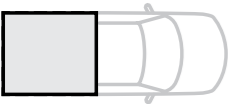
REAR FOLDING STEPS

REAR UNDERBODY BOX

ONE-CLICK VEHICLE DRAWER

**Images are for demonstration purposes only and may differ slightly from the final product.*

FULL CANOPY UTE



MAINTENANCE

Available for single, extra and dual cabs.

This highly functional canopy is purpose built for maintenance and facilities management teams who do the critical work of keeping our schools, hospitals, parks and other public infrastructure and assets operational, safe and optimally maintained. Designed to provide an efficient and compliant mobile workspace, this build balances organisational features and space - a perfect match.

Features and benefits

- + Ample storage for tools and parts including sturdy dividers to create separate spaces for flexible organisation.
- + A large open area for storing bulky items.
- + Restraint tracks and moveable lugs to secure items to the floor.
- + Side steps for safe and easy access to the rooftop trades rack or high internal shelving.
- + Water tank and soap dispenser for easy clean up after dirty jobs.
- + Underbody rear roller drawer for storing longer items like shovels, crowbars and poles.
- + Single key fob locks your vehicle and service body.

L2400 x W1850mm
Canopy

H900mm
Canopy

W1870mm
2 x Side Doors

W1240mm
Rear Door

S81564 Single cab shown
With Underbody Rear Roller Drawer



TECHNICAL SPECIFICATIONS



BODY TYPE	Full Canopy
NAME	Maintenance Service Body

BUILD	S81564 Single Cab
DOORS	3



CANOPY

- Canopy: L2400 x W1850 x H900 x R2100mm
- Aluminium co-bonded construction
- Door open seal system with adjustable tri-action concealed hinges
- Adjustable airflow vent fitted to roof front/centre
- Pull down door straps
- LED high mount stop light fitted top centre of rear door

COMPLIANCE

- Front/rear/axle weight compliance report (for registration and licensing authority in state of vehicle registration)
- Fitment declaration for ADR compliance
- Secure vehicle storage while in Hidrive care, custody and control, including 24/7 recorded CCTV
- Insurance for vehicle while in Hidrive care, custody and control (unless otherwise insured)

INCLUDED VARIATIONS

- Underbody rear roller drawer, L1920 x W670 x H130mm
- White 2K automotive paint (no additional charge)
- All ute brand colours available (request quote)

INCLUDED ACCESSORIES

- Hand wash tank, 15ltr, soap dispenser
- Trades rack, L2800 x W1450mm
- 2 x 200mm Grab handles
- Ladder hook, pair
- 2 x Ladder roller, 600mm, fitted to trades rack
- 2 x Gen 2 side step, undertray, 336mm
- 2 x Load restraint track & lug kits
- Rubber mat, 10mm holed, profiled to body
- One-Click shelving frame assembly, L1935 x H900mm, 2 bay
- 2 x One-Click shelf tray, L920 x 305mm
- 4 x One-Click shelf tray, L920 x 405mm
- 2 x One-Click vehicle drawer, 460 x 475 x 270mm, 2tier
- One-Click vehicle drawer, 920 x 475 x 180mm, 1tier
- Divider, mesh panel, L1935 x H850mm
- Parts bin, 30 pce kit, suits, 1935mm shelving kit
- Fold down vice holder, with 100mm engineers vice
- Switch module, 4way, 12V
- LED worklight, round, 110mm, 27W, 1080lmn, fitted on door
- LED worklight kit, 2pces, round, 127mm, 39W, 2400lmn, fitted to trades rack
- LED strobe flasher module, 12-24V amber, kit 6 pce
- LED strobe flasher module, 12-24V amber, kit 2 pce
- Reverse camera reposition where applicable
- Central locking linked to vehicle remote
- Door ajar alarm
- Automatic LED interior lights
- 12V double cig socket

TRADES RACK

LED WORKLIGHTS

MESH PANEL DIVIDER

FOLD DOWN VICE HOLDER, WITH ENGINEERS VICE

UNDERBODY REAR ROLLER DRAWER

UNDERBODY SIDE STEP

EIGHT AMBER FLASHERS

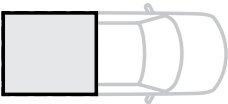


ONE-CLICK SHELIVING

ONE-CLICK VEHICLE DRAWER

HAND WASH TANK WITH SOAP DISPENSER

**Images are for demonstration purposes only and may differ slightly from the final product.*



PEST CONTROL

Available for single, extra and dual cabs.

Government organisations responsible for biosecurity and pest control understand the critical need for compliant hazardous materials storage and easy access to essential tools, chemicals, and equipment. This durable and functional canopy is expertly engineered to address industry requirements, providing a reliable and well-organised workspace wherever you go. Its robust construction and thoughtful design ensure a practical and efficient environment, supporting your vital pest control operations with enhanced safety and effectiveness.

Features and benefits

- + The underbody rear roller drawer ensures secure storage for long items, with a lid that doubles as a practical work surface in the field, enhancing versatility and convenience.
- + The large bund tray fitted to the floor is ideal for storing liquids and chemicals. The 100mm sides effectively contain spills during transport or mixing, ensuring safe and compliant handling.
- + The full width door gives wide access to easily pull hoses and accessories through the rear, streamlining your workflow and improving operational efficiency.
- + Single key fob locks your vehicle and service body.

L2100 x W1850mm
Canopy

H900mm
Canopy

W1670mm
2 x Side Doors

W1240mm
Rear Door

S81569 Extra cab shown
With Underbody Rear Roller Drawer



TECHNICAL SPECIFICATIONS



BODY TYPE	Full Canopy
NAME	Pest Control Service Body

BUILD	S81569 Extra Cab
DOORS	3



CANOPY

- Canopy: L2100 x W1850 x H900 x R2100mm
- Aluminium co-bonded construction
- Door open seal system with adjustable tri-action concealed hinges
- Adjustable airflow vent fitted to roof front/centre
- Pull down door straps
- LED high mount stop light fitted top centre of rear door

COMPLIANCE

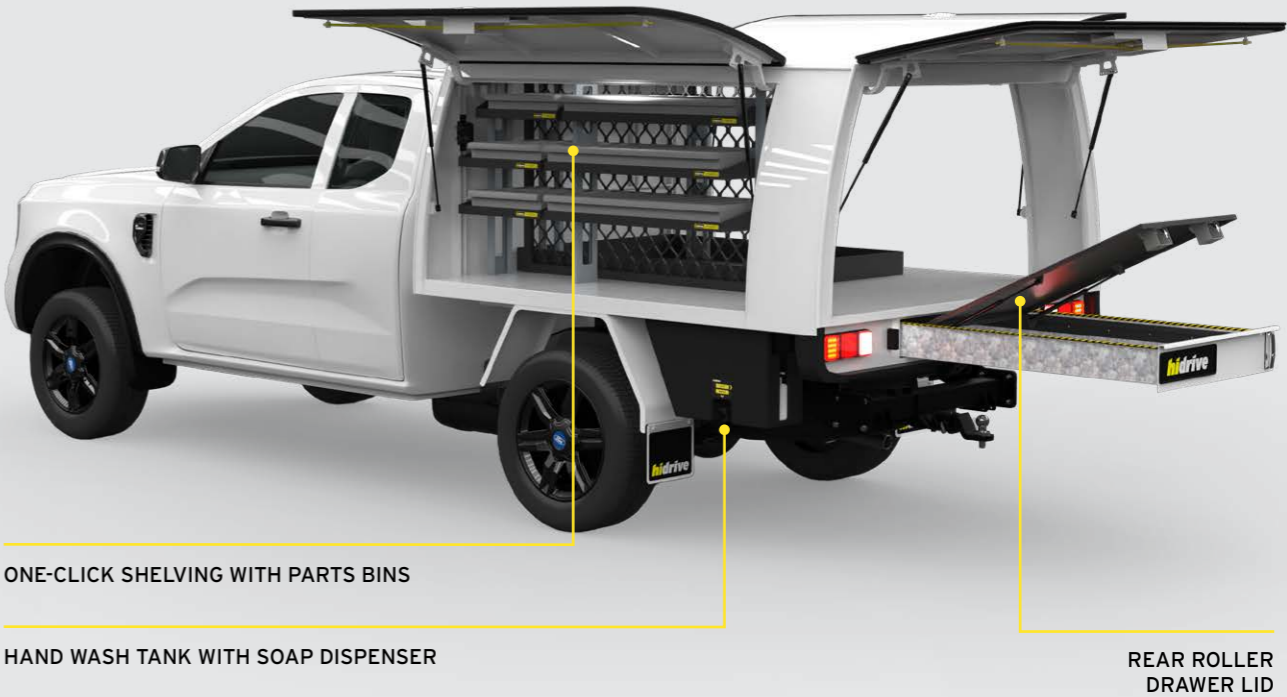
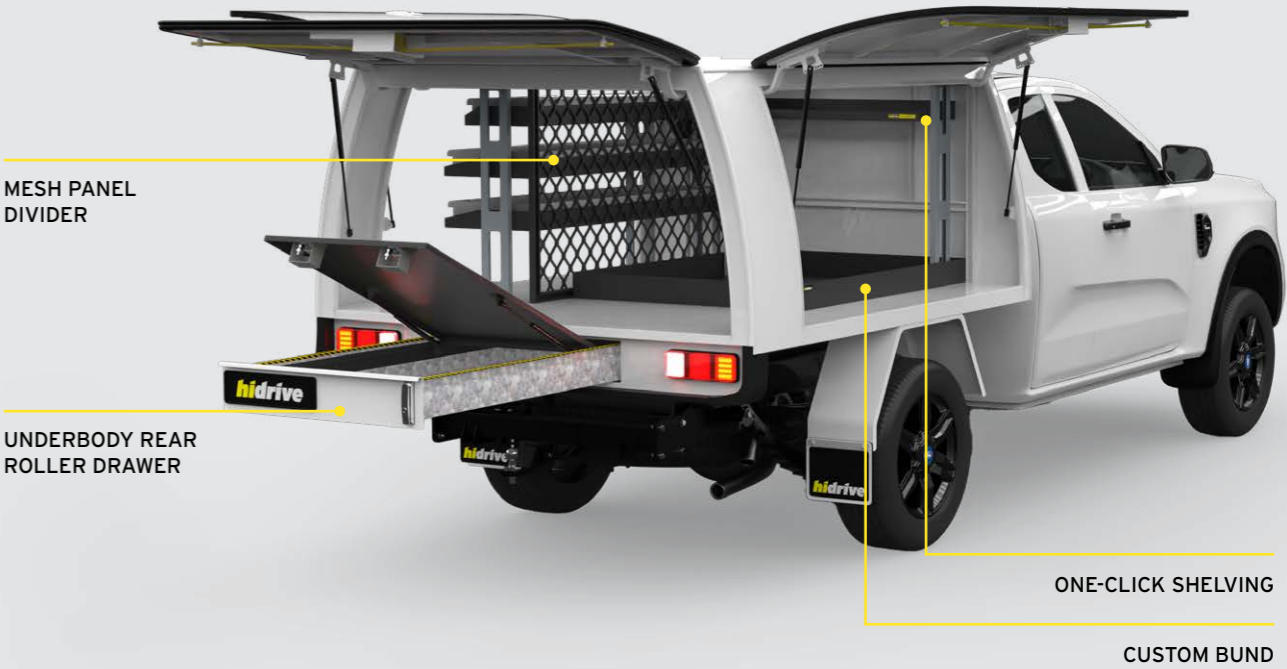
- Front/rear/axle weight compliance report (for registration and licensing authority in state of vehicle registration)
- Fitment declaration for ADR compliance
- Secure vehicle storage while in Hidrive care, custody and control, including 24/7 recorded CCTV
- Insurance for vehicle while in Hidrive care, custody and control (unless otherwise insured)

INCLUDED VARIATIONS

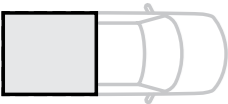
- Underbody rear roller drawer, L1920 x W670 x H130mm
- Full width rear door
- White 2K automotive paint (no additional charge)
- All ute brand colours available (request quote)

INCLUDED ACCESSORIES

- Rear roller drawer lid, 1920mm
- Hand wash tank, 30ltr, soap dispenser
- 3500kg rated towbar (unless limited by vehicle towing cap)
- One-Click shelving, 3tier kit, L1475 x H900mm, 2 bay with 460mm & 920mm shelves
- One-Click shelving frame assembly, L980 x H900mm
- One-Click shelf tray, 920L x 405mm
- Divider, mesh panel, L1475 x H850mm, fitted
- Parts bin, 22 pce kit
- Custom bund, up to L1500 x W1200mm
- Reverse camera reposition where applicable
- Central locking linked to vehicle remote
- Door ajar alarm
- Automatic LED interior lights
- 12V double cig socket



**Images are for demonstration purposes only and may differ slightly from the final product.*



SURVEYOR

Available for single, extra and dual cabs.

Specialist survey equipment needs to be stored in a clean and dry environment and kept secure. Our Surveyor build is an innovative and compliant solution for transporting and organising prisms, theodolites and the many other tools of the surveyor trade.

Features and benefits

- + Fitout ensures valuable survey equipment is organised and secure during transit.
- + The fridge and slide enable crews to stay in the field all day with access to chilled food and water, avoiding the need to leave site to maintain health and safety requirements.
- + The underbody rear roller drawer suits long equipment like shovels, poles and marker pegs.
- + The high-mounted tripod rack provides secure storage and protection for tripods and frees up floor space.
- + The full width rear door enables maximum access to the rear of the canopy, great for loading and unloading bulky cases and other large items.
- + Single key fob locks your vehicle and service body.


L2400 x W2050mm
Canopy

H900mm
Canopy

W1530mm
2 x Side Doors

W1650mm
Rear Door

S81568 Dual cab shown
With Underbody Rear Roller Drawer



TECHNICAL SPECIFICATIONS



BODY TYPE	Full Canopy
NAME	Surveyor Service Body

BUILD	S81568 Dual Cab
DOORS	3



CANOPY

- Canopy: L1800 x W1850 x H900 x R2100mm
- Aluminium co-bonded construction
- Door open seal system with adjustable tri-action concealed hinges
- Adjustable airflow vent fitted to roof front/centre
- Pull down door straps
- LED high mount stop light fitted top centre of rear door

COMPLIANCE

- Front/rear axle weight compliance report (for registration and licensing authority in state of vehicle registration)
- Fitment declaration for ADR compliance
- Secure vehicle storage while in Hidrive care, custody and control, including 24/7 recorded CCTV
- Insurance for vehicle while in Hidrive care, custody and control (unless otherwise insured)

INCLUDED VARIATIONS

- Full width rear door
- Underbody rear roller drawer, L1520 x W670 x H130mm
- White 2K automotive paint (no additional charge)
- All ute brand colours available (request quote)

INCLUDED ACCESSORIES

- Internal/external body mounted restraint points
- 2 x Underbody box, L930 x W240 x H400mm, dual lock
- Commercial roof bar, 1500mm, single
- Rubber mat, 10mm holed, profiled to body
- One-Click vehicle drawer, 460x475x495mm, 4-tier
- Top pan, suits 460x475mm drawer
- Custom shelf, up to L1500 x W1200mm
- Tripod rack, L1200 x W920 x H230mm, 4 slot
- 3 x Divider, mesh panel
- Engel chest fridge or freezer, MT-V35F digital MT-V series, 32L
- One-Click medium duty slide, W460 x L640mm
- Fridge restraint kit suits W460 x L640mm One-Click medium duty slide
- AGM dual battery, 12V DC/Solar, 105Ah/25A, fitted in body
- Dual battery box, rectangular
- Switch module, 4 way, 12V
- LED beacon, strobe, round, 130mm high, 12-24V, amber
- Reverse camera reposition where applicable
- Central locking linked to vehicle remote
- Door ajar alarm
- Automatic LED interior lights
- 12V double cig socket

COMMERCIAL ROOF BAR & LED BEACON

LED WORKLIGHTS

CUSTOM SHELF

UNDERBODY REAR ROLLER DRAWER

SLIDE OUT FRIDGE

REAR UNDERBODY BOX

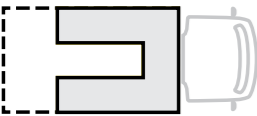


ONE-CLICK VEHICLE DRAWERS

FULL SIZE REAR DOOR

REAR UNDERBODY BOX

**Images are for demonstration purposes only and may differ slightly from the final product.*


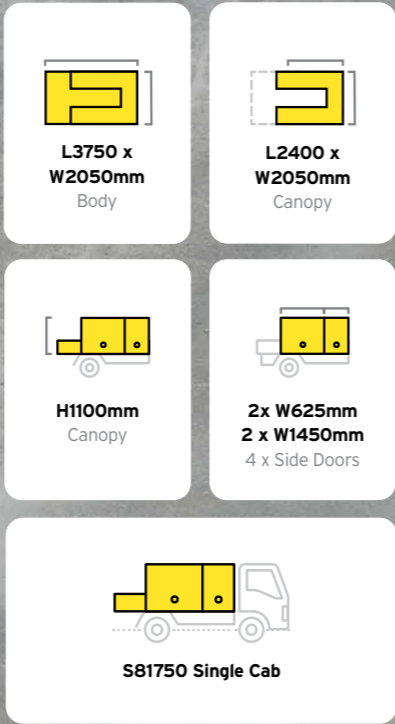


SERVICE TRUCK

Keeping fleet assets well maintained and on the road is vital for all organisations. Our Service Truck has room for your mechanical tools of trade and all the spare parts you need day to day. With a mobile crane unit for safe lifting of hydraulic rams and heavy tracks or spare wheels, this is a fit-for-purpose service body with a healthy payload, meeting any WHS requirements.

Features and benefits

- + The U canopy service body maximises organisation and efficiency offering ample secure storage in the full-width canopy section at the front, bolstered by a rear tray section and open centre aisle (optional aisle door and roof available separately).
- + Multiple storage zones are ideal for keeping your day-to-day gear in easy reach while also being able to store and transport large and awkward loads in the rear tray and centre aisle.
- + Underbody storage boxes and a water tank with soap dispenser offer additional flexible storage and easy clean up after dirty jobs.
- + Compliant internal gas bottle storage meets WHS requirements.
- + A range of LED worklights ensure round the clock visibility and productivity for work crews.
- + Single key fob locks your vehicle and service body.



TECHNICAL SPECIFICATIONS

BODY TYPE	U Canopy
NAME	Service Truck



CANOPY

- Overall body: L3750 x W2050 x R3600mm
- U Canopy: L2400 x W2050 x H1100mm
- U Canopy boxes: L1650 x W600 x H1100mm (aisle W850mm)
- Side door openings: 2 x 625mm + 2 x 1450mm
- Aluminium co-bonded construction
- Door open seal system with adjustable tri-action concealed hinges
- Internal/external integrated accessory fixing track
- Dropsides to rear tray section
- Rope rails to rear tray section
- Pull down door straps

COMPLIANCE

- Front/rear/axle weight compliance report for trucks below 4500kg gross vehicle mass
- For new truck registration/licensing authority purposes in the state of vehicle registration
- Secure vehicle storage whilst in Hidrive care, custody and control including 24/7 recorded CCTV
- Insurance for vehicle while in Hidrive care, custody and control (unless otherwise insured)




BUILD	S81750 Single Cab
DOORS	4

INCLUDED VARIATIONS

- White 2K automotive paint (no additional charge)
- Other truck brand colours available (request quote)

INCLUDED ACCESSORIES

- Internal/external body mounted restraint points
- Hand wash tank, 15ltr, soap dispenser
- Commercial roof bar, 1800mm, single
- Roof bar mounts for vehicle cab
- Kevrek crane 1000S, standard control, 24V
- Chassis modification for crane base
- Crane mount kit and installation
- Crane base, suits class B & class C cranes, with 2 x tiltable manual stabilisers, for trucks
- Crane operators logbook
- 2 x Crane stabiliser foot pads, 300mm
- Access step, W400 x H600mm, standard height
- Fold down vice holder, with 100mm engineers vice
- Custom shelf, up to L1500 x W600mm
- One-Click shelving, 3tier kit, L1475 x H1100mm, 2 bay with 460mm & 920mm shelves
- One-Click shelving, 3tier kit, L980 x H1100mm
- Sealed gas box, W460 x D380 x H630mm
- Mechanics vehicle drawer, 690 x 475 x 405mm, 4tier
- AGM dual battery, 24V DC/Solar, 100Ah/20A, fitted in body
- Jumpstart receptacle, 12 & 24V, Anderson, wired from dual battery
- Switch module, 4way, 24V
- Reverse alarm, beeper, 97dB
- LED worklight kit, 2pcs, round, 127mm, 39W, 2400lmn, fitted to roof bar
- LED beacon, strobe, round, 130mm high, 12-24V, amber
- Central locking linked to vehicle remote
- Door ajar alarm
- Automatic LED interior lights
- 12V double cig socket



**Images are for demonstration purposes only and may differ slightly from the final product.*



ALL ROUNDER TRUCK

The ultimate trades unit for the plumber, street furniture and signage team, or the regional all-rounder. This part canopy service body offers the best of all worlds with a secure, dust and watertight canopy at the front and an open tray section at the rear – perfect for storing wheelbarrows, rubbish bins or even a park bench. This lightweight, fit-for-purpose build offers plenty of leeway for keeping under the GVM limit.

Features and benefits

- + Side access step ensures safe and compliant access to the rear tray area so loads can be securely restrained.
- + Fold out worklights provide a wide spread of light in any direction, handy when looking for building numbers at night or lighting a worksite after dark.
- + Large gullwing doors offer ample protection from the elements, bolstered by our popular ‘door open seal’ system that prevents rain leaking into the body - and onto you - when open.
- + The included fridge enables crews to stay in the field all day with access to chilled food and water, avoiding the need to leave site to maintain health and safety requirements.
- + The fold down workbench is a great surface for using a laptop or tablet, or arranging components for a job.
- + Single key fob locks your vehicle and service body.

L4500 x W2200mm
Body

L2400 x W2200mm
Canopy

H1250mm
Canopy

W1900mm
2 x Side Doors

S81749 Single Cab



TECHNICAL SPECIFICATIONS

BODY TYPE	Part Canopy
NAME	All Rounder Truck



CANOPY

- Overall body: L4500 x W2200 x R3600mm
- Part canopy: L2400 x W2200 x H1250mm
- Side door openings: 2 x 1900mm
- Aluminium co-bonded construction
- Door open seal system with tri-action concealed hinges
- Accessory fixing tracks fitted to external rear panels, full width, H220 & H420mm
- Dropsides to rear tray section
- Rope rails to rear tray section
- Pull down door straps

COMPLIANCE

- Front/rear/axle weight compliance report for trucks below 4500kg gross vehicle mass
- For new truck registration/licensing authority purposes in the state of vehicle registration.
- Secure vehicle storage whilst in Hidrive care, custody and control including 24/7 recorded CCTV
- Insurance for vehicle while in Hidrive care, custody and control (unless otherwise insured)

INCLUDED VARIATIONS

- White 2K automotive paint (no additional charge)
- Other truck brand colours available (request quote)



BUILD	S81749 Single Cab
DOORS	2

INCLUDED ACCESSORIES

- Internal/external body mounted restraint points
- Shovel slot, across tray, 350 x 1800 x 150mm
- Hand wash tank, 15ltr, soap dispenser
- Underbody box, L750 x W300 x H450mm
- Commercial roof bar, 1800mm, single
- Roof bar mount for vehicle cab, pair
- Access step, W400 x H600mm, standard height
- Fold down vice holder, with 100mm engineers vice
- One-Click shelving, 3tier kit, L1935 x H1250mm, 2 bay with 920mm shelves
- One-Click shelf tray, L950 x W405mm
- One-Click vehicle drawer, 460 x 810 x 270mm, 1-tier
- Custom shelf, L1150 x W1200mm
- Fold down workbench, 920 x 350mm
- Mechanics vehicle drawer, 690 x 475 x 405mm, 4tier
- One-Click parts cabinet, 405H, 4 x 85mm cases
- Top pan, suits 920x475mm drawer
- Divider, mesh panel, L1935 x H1200mm
- Parts bin, 30 pce kit
- 3 x Parts bins, 400 x 100 x 100mm, incl dividers
- 12 x Parts bins, 400 x 200 x 100mm, incl dividers
- Engel drawer fridge, 30L, 12/24V
- Fridge protection barrier, suits drawer fridge
- AGM dual battery, 24V DC/Solar, 105Ah/20A, fitted in underbody box
- REDARC inverter - ATS & RCBO 24V, 2000W
- Switch module, 4way, 24V
- Reverse alarm, beeper, 97dB
- LED beacon, strobe, round, 130mm high, 12-24V, amber
- LED worklight kit, 2pcs, round, 127mm, 39W, 2400lmn, fitted to roof bar
- LED worklight kit, 2pcs, round, 127mm, 39W, 2400lmn, fitted to worklight brackets
- 2 x Fold out worklight bracket
- Central locking linked to vehicle remote
- Door ajar alarm
- Automatic LED interior lights
- 12V double cig socket

FOLD OUT
WORKLIGHT

ACCESS STEP

ACCESSORY
FIXING TRACKS

DROPSIDES TO REAR
TRAY SECTION

TRUCK BOX

ONE-CLICK
VEHICLE DRAWER

ONE-CLICK SHELVING
WITH PARTS BIN



REDARC INVERTER

FOLD DOWN WORKBENCH

FOLD DOWN VICE HOLDER,
WITH ENGINEERS VICE

UNDERBODY ROPE RAILS

**Images are for demonstration purposes only and may differ slightly from the final product.*

hidrive FleetBrand™

Signage & Wrapping for Utes, Trailers and Trucks.

High impact, professional vehicle signage gives your business 24/7 visibility, builds brand recognition and promotes customer loyalty.

Our FleetBrand service includes everything from reflective strips, call signs and compliance decals, to tailored branding and full vehicle wraps.

- Show the world you mean business
- Look professional and be remembered
- Boost the esteem your staff hold for your brand
- Packages to suit all budgets and vehicles



Vehicle Signage

Signage designs may include brand packaging, part and full wraps, compliance decals and fixed term promotional details.

Well-designed signage on your service vehicle fleet will increase brand recognition for your business. Our FleetBrand team are experienced design and installation professionals, who you can trust through the design, production, and installation processes. View our Hidrive FleetBrand™ brochure for our range and design inspiration for vehicle signage.



Compliance Decals

- | | |
|--|--|
| <input type="checkbox"/> GVM | <input type="checkbox"/> Spill Kit |
| <input type="checkbox"/> Fire Extinguisher | <input type="checkbox"/> Call Sign |
| <input type="checkbox"/> 1st Aid | <input type="checkbox"/> Fleet/Unit No |

Save headaches by discussing your compliance needs with a Hidrive Mobile Workspace Specialist.



Call Signs

Produced using fluorescent yellow/green class 1 reflective material for side application. 260mm depth box size with 200mm depth text made to BMA specification.

Rear call sign resized to suit workable space, produced from non-reflective material.



Chevrons

Produced using yellow and red class 1 reflective material. Available in full or partial coverage to suit all service body types and sizing.



Conspicuity Tape

- ☐ White reflective tape to be used on front and sides of vehicles
- ☐ Fluorescent yellow/green reflective tape to be used on sides of vehicles
- ☐ Red reflective tape to be used on sides of vehicles
- ☐ Yellow reflective tape to be used on sides and rear of vehicles

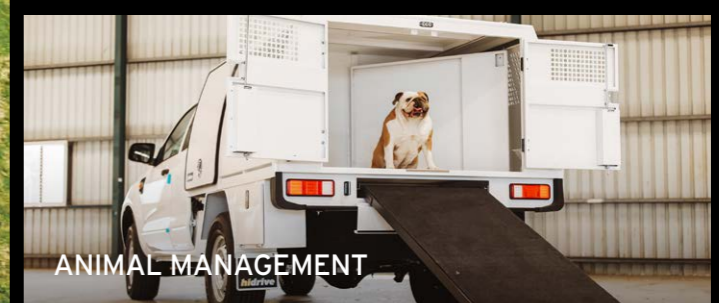
50mm or 70mm class 1 hi-vis reflective stripe. Compliance for mine and civil sites.

UTE SERVICE BODIES

We listen to your needs, understand your trade, and apply 30+ years of expertise to set your fleet up for success. We use alloy for the floor, frame and body of all our canopies. The long-term benefits of alloy are that it's rust-resistant, durable and lightweight so you stay under your gross

combined mass limit, use less fuel and have shorter braking distances.

To learn more about the advantages a fleet of Hidrive ute service bodies can bring to your business, contact our Mobile Workspace Specialist team on 1300 724 131 or visit hidrive.com.au/ute





TRUCK SERVICE BODIES

Hidrive service bodies are available for 4x2 & 4x4 trucks up to 8t GVM.

The service body sizes are tailored for your chassis with full canopy widths varying from 1900mm to 2400mm and lengths from 3300mm to 4650mm. The height of our full canopies can be up to 1400mm high.

The full suite of 190 groups of accessories are available to tailor your truck to your application.

To learn more about the advantages a fleet of Hidrive truck service bodies can bring to your business, contact our Mobile Workspace Specialist team on 1300 724 131 or visit hidrive.com.au/truck



SERVICE BODY TRAILERS

Need an easy to tow trailer that's super-light, low maintenance and fit for your purpose? We manufacture and sell complete trailers, registered and delivered anywhere in Australia.

Hidrive trailer chassis, floors and canopies are alloy to resist rust, save weight, stay under your gross combined mass limit, and reduce fuel costs and braking distances.

To ensure your trailer is fitted out for your purpose, the process starts with a free consultation with a Hidrive Mobile Workspace Specialist, which can be requested on 1300 724 131 or visit hidrive.com.au/trailer.


We supply trailers including the rolling chassis. We make the floor and everything above it. This minimises weight, waste and maximises space. No point having a trailer with two floors.

We do not:

- Put service bodies on your trailer
- Sell our service bodies to be put on your trailer.




FULL CANOPY




PART CANOPY



TOOL CANOPY



U CANOPY



HYDRAULIC

FULL CANOPY
HYDRAULIC
(98949)



FULL CANOPY
ALL ROUNDER
(91135)

FULL CANOPY
TRADIE
(S99247)



PART CANOPY
ALL ROUNDER
(91141)



TOOL CANOPY
ALL ROUNDER
(91156)



U CANOPY
ALL ROUNDER
(91186)





LET'S CHAT!

Avoid headaches for years to come.

Choosing vehicles, service body types, variations and accessories requires specialist advice. Not sure how best to fit out your service body? We'll help avoid costly re-work by checking a few things before you order. For example, checking if you/your dealer are fitting a towbar, ROPS, non-standard tanks/wheels or tyres. Want to know what level of investment is required?

These are the sorts of conversations we have with our clients every day.

Here are five reasons why speaking to a Hidrive Mobile Workspace Specialist is a no-regrets move:

- ① Your service body will be used for years to come. The right advice now will save you time and money.
- ② You'll benefit from the lessons learned from over 23,000 service bodies we've made since 1993. For example, a Victorian electrical business can get inspiration from a similar fleet fitout in WA.
- ③ Whatever industry you're in, we've got the know-how and experience to tailor your service body fleet to your specific application.
- ④ Utes, trailers or trucks - we're here to understand your organisation and support you long term.
- ⑤ Without the best guidance, are you risking the safety, compliance, satisfaction, productivity or reputation of your business?



Chat with one of our helpful Mobile
Workspace Specialists.

- **1300 724 131**
- team.aus@hidrive.com.au
- hidrive.com.au



⚙️ MANUFACTURING,
INSTALLATION &
SHOWROOM

🔑 INSTALLATION
& SHOWROOM

Hidrive has the sites and coverage nationally to ensure
that our clients experience unsurpassed support.

Hidrive is an approved provider to:



Eastern Manufacturing, Installation & Showroom
17 O'Sullivan Pl, Goulburn NSW 2580



Brisbane Showroom & Installation
146 Crockford St, Northgate QLD 4013



Melbourne Showroom & Installation
57 Hunter Rd, Derrimut VIC 3026



Western Manufacturing, Installation & Showroom
18 Catalano Rd, Canning Vale WA 6155



Sydney Showroom & Installation
10 Garner Pl, Ingleburn NSW 2565



Adelaide Showroom & Installation
6 Wirriga St, Regency Park SA 5010