



TOOL CANOPY UTE **MECHANIC**

Available for single, extra and dual cabs.

Our mechanic build is an exceptional mobile workspace for mechanic-based trades and technicians. With inclusions like One-Click shelving, underbody storage, an air compressor and much more, you'll have space for everything you need to get the job done, meaning fewer trips back to the depot and minimal downtime. This tool canopy offers two sealed and secure areas that are accessible with the convenience of your ute's remote central locking key fob.

Features and benefits

- + The centre aisle and rear tray are handy for items like fuel containers and compressors that need to be outside for ventilation and safety compliance.
- + The integrated accessory fixing track ensures loads can be secured properly, and the rear drop sides make the tray area easily accessible.
- + Includes 15 litre hand wash tank and soap dispenser for easy clean up after dirty jobs.
- + 12V air compressor for inflating tyres and supplying air for pneumatic tools.
- + Dual battery and DC charger included, plus an inverter for powering tools anywhere.
- + Single key fob locks your vehicle and service body.



**L2100 x
W1850mm**
Body



L1650 x W600mm
(aisle 650mm)
Canopies



H900mm
Canopies



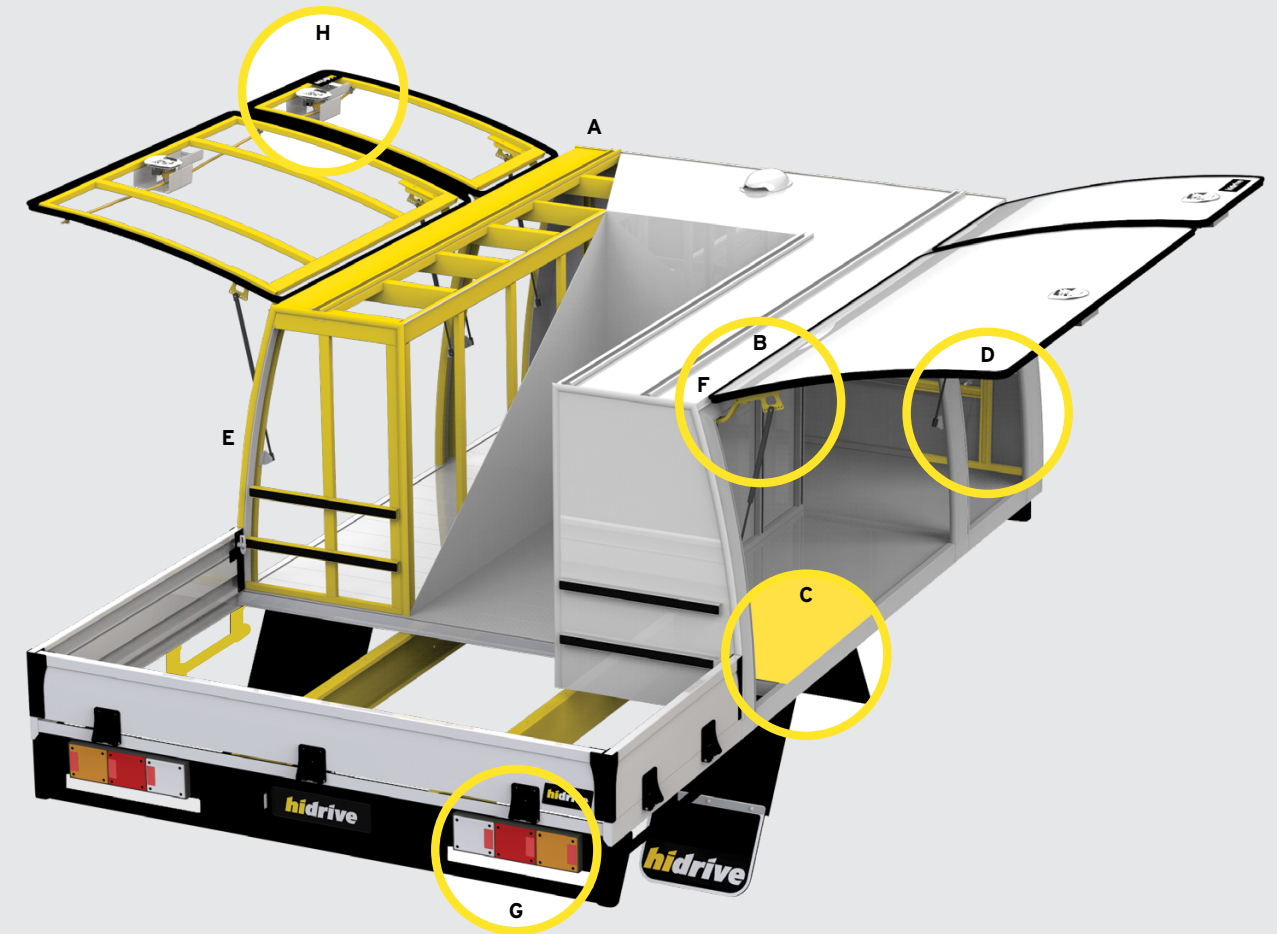
W1275mm
2 x Side Doors



S99818 Extra cab shown
With Underbody Rear Roller Drawer



FEATURES & BENEFITS



Truck Service Body shown.

- A Aluminium polymer co-bonded construction.** For the lightest possible weight, maximum vibration absorption, reliability and rust resistance.
- B Concealed dual action adjustable hinge.** Keeps moving parts out of the weather, provides world-class security and sealing at the top, bottom and sides.
- C Flush floor system.** Never jam your fingers against a floor lip again! Easier to unload, use sliders and drawers.
- D Internal, external & under tray integrated fixing tracks.** For easy accessory repositioning & avoiding the need to drill holes in your service body.
- E Contoured body.** A unique shape designed with modern vehicle aesthetics, aerodynamics and fuel efficiency in mind.
- F Sealed tight.** The door seal channels water away, helping keep your workspace dry while the door is open. And our positive sealing system seals against dust and water ingress when closed.
- G Removable tail light panel.** Easy to replace if damaged and superior to welded tail light panels which can be costly to replace. Get back on the road quicker after minor accidents.
- H Security.** Single rotating lock handle with hardened locking rods and stainless steel striking plates offers unrivalled strength and security, giving you peace of mind.
Hidrive doors are also more easily replaceable than flush mounted designs.

TECHNICAL SPECIFICATIONS



BODY TYPE	Tool Canopy
NAME	Mechanic Service Body

BUILD	S99818 Extra Cab
DOORS	2



CANOPY

- Tray: L2100 x W1850mm
- Tool canopy boxes: L1500 x W600 x H900 x R3600mm (aisle 650mm)
- Aluminium co-bonded construction
- Safety infill panel with visibility cutouts to front of centre aisle
- Dropsides to rear tray section
- Door open seal system with tri-action concealed hinges
- Adjustable airflow vent fitted to each roof
- Load restraint track fitted to both sides of rear tray
- 4 x adjustable removable cargo restraint eyelets
- Pull down door straps
- LED high mount stop lights fitted top LHS & RHS of rear panel

INCLUDED VARIATIONS

- Underbody rear roller drawer, L1920 x W670 x H130mm
- White 2K automotive paint (no additional charge)
- All ute brand colours available (request quote)

COMPLIANCE

- Front/rear/axle weight compliance report (for registration and licensing authority in state of vehicle registration)
- Fitment declaration for ADR compliance
- Secure vehicle storage while in Hidrive care, custody and control, including 24/7 recorded CCTV
- Insurance for vehicle while in Hidrive care, custody and control (unless otherwise insured)



COMMERCIAL ROOF BAR,
5 PCE KIT

LED WORKLIGHTS

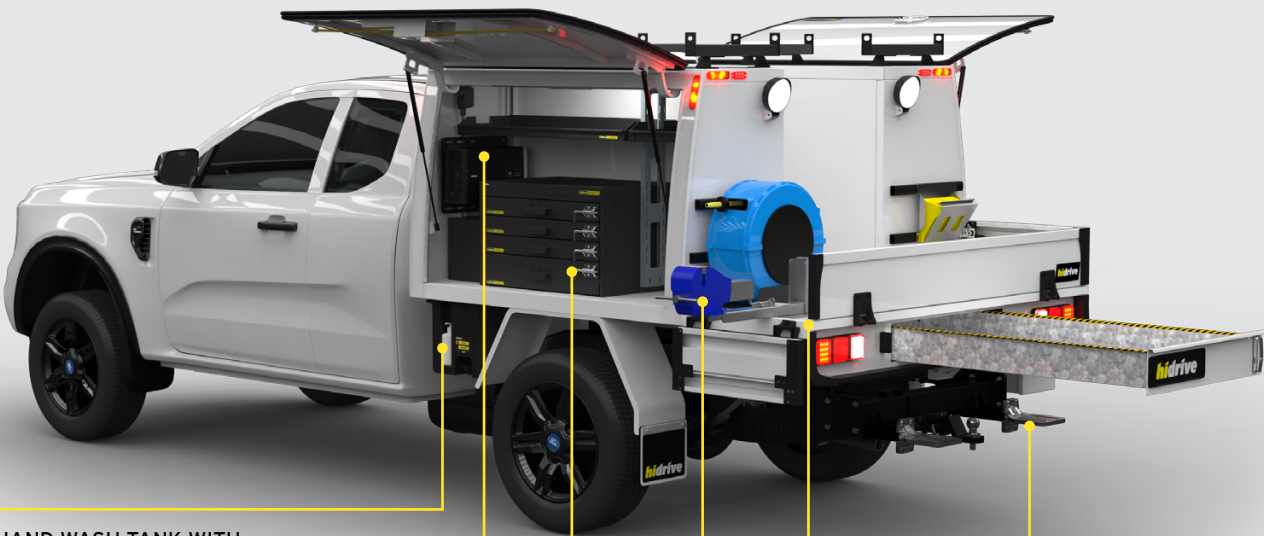
AIR/WATER REEL

UNDERBODY REAR
ROLLER DRAWER

ONE-CLICK SHELVING

REAR UNDERBODY BOX

WHEEL CHOCKS & BRACKET



HAND WASH TANK WITH
SOAP DISPENSER

REDARC INVERTER

MECHANICS DRAWER

REAR FOLDING STEPS

DROPSIDES TO REAR TRAY SECTION

FOLD DOWN VICE HOLDER, WITH
ENGINEERS VICE

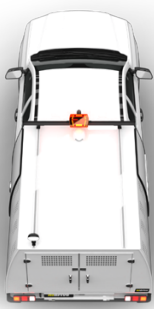
**Images are for demonstration purposes only and may differ slightly from the final product.*

INCLUDED ACCESSORIES

ACCESSORY GROUP	ACCESSORY	
INTERNAL STORAGE	One-Click shelf, tool canopy, adjustable length up to L900 x W410mm	VIEW ONLINE
	One-Click shelf, tool canopy, adjustable length up to L900 x W310mm	VIEW ONLINE
	One-Click vehicle drawer, L690 x W475 x H495mm, 4 tiers	VIEW ONLINE
	One-Click tool canopy shelving divider/support, H900mm	VIEW ONLINE
FLOOR COVERING	Rubber matting, 10mm holed	VIEW ONLINE
LIGHTING	LED mini strobe flasher canopy, 12-24V amber, 6 pce kit	VIEW ONLINE
	LED worklight, round, 127mm, W39mm, 2400lmn, fitted to roof bar, 2 pce kit	VIEW ONLINE
PLUGS SWITCHES & LOCKOUT	Switch module, 4way, 12V	VIEW ONLINE
UNDERBODY STORAGE & IN-FILL PANELS	Underbody box, L900 x W240 x H400mm, dual lock	VIEW ONLINE
TANKS & BUNDS	Hand wash tank with soap dispenser, 12L	VIEW ONLINE
TOWING & BRAKE CONTROLS	Towbar, suits MY22 Ranger, suits L1800, L2100 & L2550 body	VIEW ONLINE
CAMERAS & SENSORS	Reverse camera reposition, suits MY19-MY22 Ranger	VIEW ONLINE
ROOF MOUNTED ACCESSORIES	Commercial roof bar, tool canopy, 5 pce kit	VIEW ONLINE
EQUIPMENT & LOAD RESTRAINT	Load restraint track & lug kit, 1.4m	VIEW ONLINE
	Gas bottle holder, max diameter 300mm, strut mounted	VIEW ONLINE
SITE SAFETY	Rear folding step, pair, fitted to towbar	VIEW ONLINE
	Wheel chocks and bracket	VIEW ONLINE
WORK AREA ACCESSORIES	Fold down vice holder, with 100mm engineers vice	VIEW ONLINE
AIR LUBE FUEL & REELS	Air reel, Retracta 10mm x 15m, fitted with floor mount bracket	VIEW ONLINE
	DC twin air compressor with air tank	VIEW ONLINE
BATTERY CHARGE & VOLT CONTROL	AGM dual battery, 12V DC/solar, 105Ah/25A	VIEW ONLINE
	Dual battery box, rectangle shape, suits one battery, L380 x W914 x H263mm	VIEW ONLINE
	REDARC inverter - ATS & RCBO 12V, W1200mm	VIEW ONLINE
SECURITY LOCKING & WARNING	Light, Lock & Go kit, 12V	VIEW ONLINE

OUR GOVERNMENT SECTOR RANGE

Along with our Mechanic build, we offer nine other service bodies for trades and applications specific to the government sector. Speak to our friendly team about the benefits of each build and get the right fleet for your needs.



ANIMAL MANAGEMENT



CLEANER



ELECTRICAL



MAINTENANCE



PEST CONTROL



SURVEYOR



SERVICE TRUCK



ALL ROUNDER TRUCK



PARKS & GARDENS

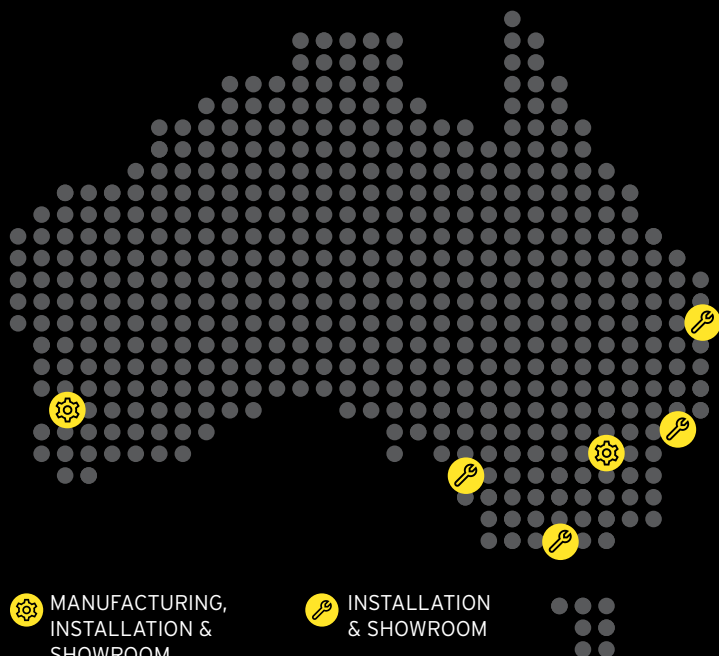



Chat with one of our helpful Mobile
Workspace Specialists.


→ **1300 350 625**

→ team.aus@hidrive.com.au

→ hidrive.com.au



 MANUFACTURING,
INSTALLATION &
SHOWROOM

 INSTALLATION
& SHOWROOM

Hidrive is the only manufacturer of service bodies for
utes, trailers and trucks with a company-owned national
installation network.



Eastern Manufacturing, Installation & Showroom
17 O'Sullivan Pl, Goulburn NSW 2580



Brisbane Showroom & Installation
146 Crockford St, Northgate QLD 4013



Melbourne Showroom & Installation
57 Hunter Rd, Derrimut VIC 3026



Western Manufacturing, Installation & Showroom
18 Catalano Rd, Canning Vale WA 6155



Sydney Showroom & Installation
18 Garner Pl, Ingleburn NSW 2565



Adelaide Showroom & Installation
6 Worriga St, Regency Park SA 5010